Run
1487
mL
kamoer
0
100
CUSTOM
Continuous mode
Add manully
Support speed control
Custom mode

Product Features

- Stepper motor inside, high precision.
- Supporting calibration.
- Supporting speed control, easy to use by turning the knob.
- Supporting time control including working time and delay time, up to 99 hours 99 minutes 60 seconds.
- LCD shows the real time, supports to start or stop regularly.
- Supporting time delay, circular working, period working.

- Supporting multiple machines working.

Application:

Teaching

Aquarium

Medicine

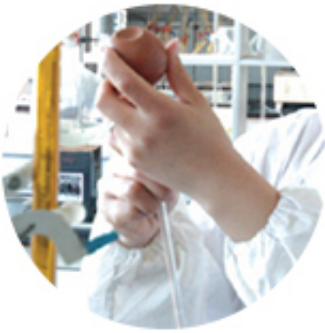
Environment

Lab

Food & beverage

Product photos

Run
175
mL
kamoer
250
APPROX
200
150
100
GG-17
250ml
CHENGDUCHINA
Run
1575
mL
kamoer
250
APPROX
200
150
100
GG-17
250ml
CHENGDUCHINA


Speed control knob
kamoer®
CE RoHS
Mode:KSP-F01A
www.Kamoer.com
Kamoer Fluid Tech(Shanghai)Co.,Ltd.
12V 1A
DC OUT
12V 1A
DC IN

Product details.

F01A STP

F01A STP is a new product designed for lab. It uses a stepper motor which brings high precision and long life. It has a wide application, supports

Kamoer
126mm

multiple working mode, including continuous mode, time mode, customized mode etc. It will give you a whole new experience on measuring dosing.

F01A STP Appearance Introduction

1. Button
2. LCD screen
3. LCD screen
4. Pump head assembly
5. Speed control knob
6. DC 12V IN
7. DC 12V OUT


1
2
3
4
Kamoer

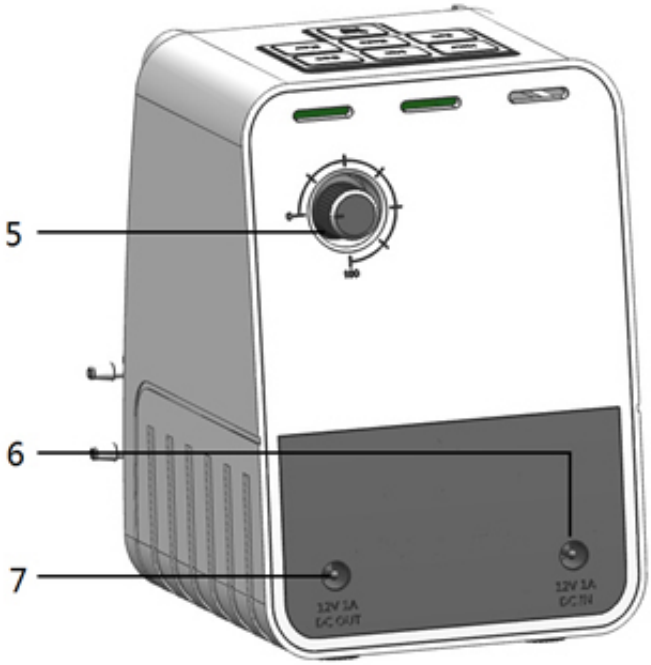
5
6
7
12V 1A DC OUT
12V 1A DC IN



By using the extend cable, one power adapter could support up to 3 machines to work at the same time.

By using two power adapters, up to 6 machines

Technical Specifications

Model	F01A-STP	
Adapter	input	AC 100-240V 50-60HZ 1.0A max
	output	DC 24V 1.9A
Power	12W	
Add times	96times/day – once /4 days	
Volume range	1ml~9999ml	
Quantitative accuracy	<±2%	
Working environment	Temperature	0~70℃
Storage environment	Humidity	10%~90%（non-condensing）
	Temperature	-20°C~85°C
	Humidity	10%~90%（non-condensing）
Size（L*W*H）	200*170*110mm	
Weight	660g	

Button Introduction


Kamoer
手动
定标
设置
确定
自动

- * Manual key: manual operation button
- * Scaling key: Scaling button
- * Set key: set button
- * OK key: OK button
- * Auto key: Auto run button

⊖ key: set the parameters "minus" button, preview the parameters button

⊕ key: set the parameters "plus" button, preview the parameters button

LCD


Run Delay From To Clock
88:88 88

Run: Run page field;
Delay: Delay page field;
From: time range start time page field;
To: Time period end time page field;
Clock: Clock page field;

Note: 1, the lower left corner of the lock icon shows that the pump is running, at this time it can not be operated other functions.
2, After a period of time without any operation, the machine will run into standby mode, backlight off.

①Runnung page

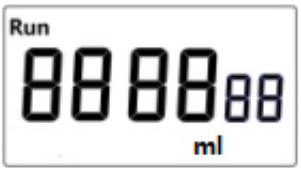
Run
8888 88
ml

Numbers represent volumes, in milliliters, where large numbers represent integers, small numbers represent decimals, and volume settings range from 0.01 to 9999.99 milliliters.

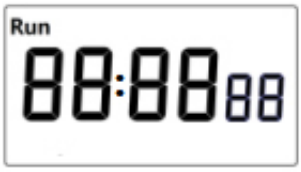

The value indicates the time, the time setting range is 1 second -99 hours 59 minutes 59 seconds.

Note: In the idle state, long press "key" for 5 seconds, switch the volume running mode and time running mode.

②Delayed page


Delay
88:8888

The waiting time between two runs before and after the cycle is set to 0 seconds to 99 hours 59 minutes and 59 seconds.

Note: delay 0 seconds, the machine run only once.

③Time period start and end page


Delay
88:8888

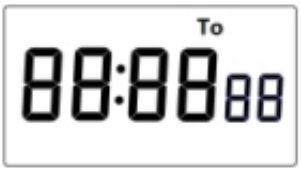

From represents the time period start time, To represents the end time of the time period, the pump can run within this time period.

④Clock page


Clock
88:8888

Set the current time.

⑤Calibration page



The countdown page.

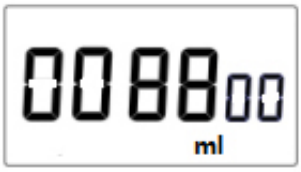

The calibration parameters input page, the large number represents the scalar volume integer, and the small number represents the scaled volume fraction in milliliters.

Operation Mode

F01A STP supports the following five operating modes:

Mode	Description	Setting
Manual	press the "manual" button to start running; after running, press the "manual" button to stop. Note: Only this mode support speed adjust by knob.	
Single dosing amount	After reach to the setting amount, the pump will stop. Note: After setting, press "auto" to run	Delay、From、To Parameter is 0 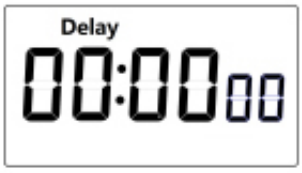 Delay 00:00 00 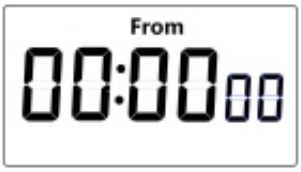 From 00:00 00 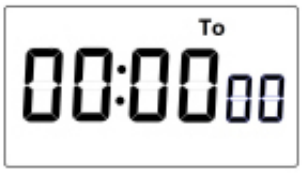 To 00:00 00 Run is not 0 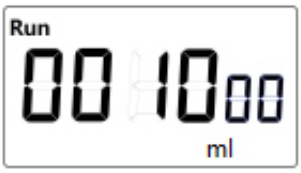 Run 00 10 00 ml
Cycle operation	Set amount and time, then the pump will run cyclically. Note: Press "auto" to start, and press "auto" again to stop.	From and To parameter is 0 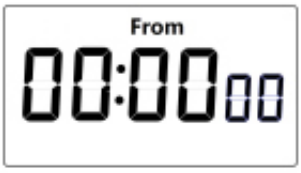 From 00:00 00 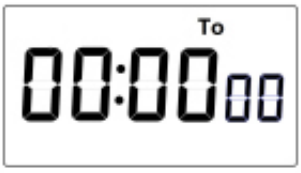 To 00:00 00 Run and Delay is note 0  Run 00 10 00 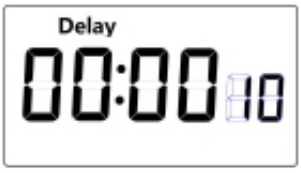 Delay 00:00 10
Single dose during a certain time.	In setting time, the pump will run. Note: Press "auto" to start, and press "auto" again to stop.	Delay is 0 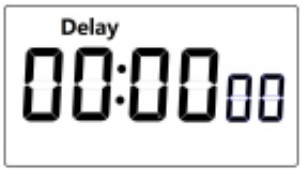 Delay 00:00 00 Run is not 0 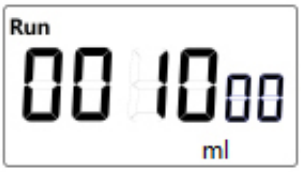 Run 00 10 00 ml From and To , one is not 0

		From 10:58 50 To 00:00 00
Cycle operation during a certain time	Set amount and time, then the pump will run cyclically during this time. The pump will not work without the time you set. Note: Press “auto” to start, and press “auto” again to stop.	Run and Delay is not 0 Run 00 10 00 Delay 00:00 10 From To , one is not 0 From 10:58 50 To 00:00 00

Accessories


L Type DC Male to Male connector cable 5.5*2.1mm length 75 mm
10ml graduated cylinder
Kamoer
12V DC power adapter
1.5*4 mm 2 meters long silicone tubing
合格证
QUALIFIED CERTIFICATE
PASS