

# CM4 IO Case

For Raspberry Pi Compute Module 4 IO Computer Product Brief

EDA TECHNOLOGY CO.,LTD



## Introduction

CM4 IO Smart Case is to convert Raspberry Pi Compute IO Board into a real industrial computer.

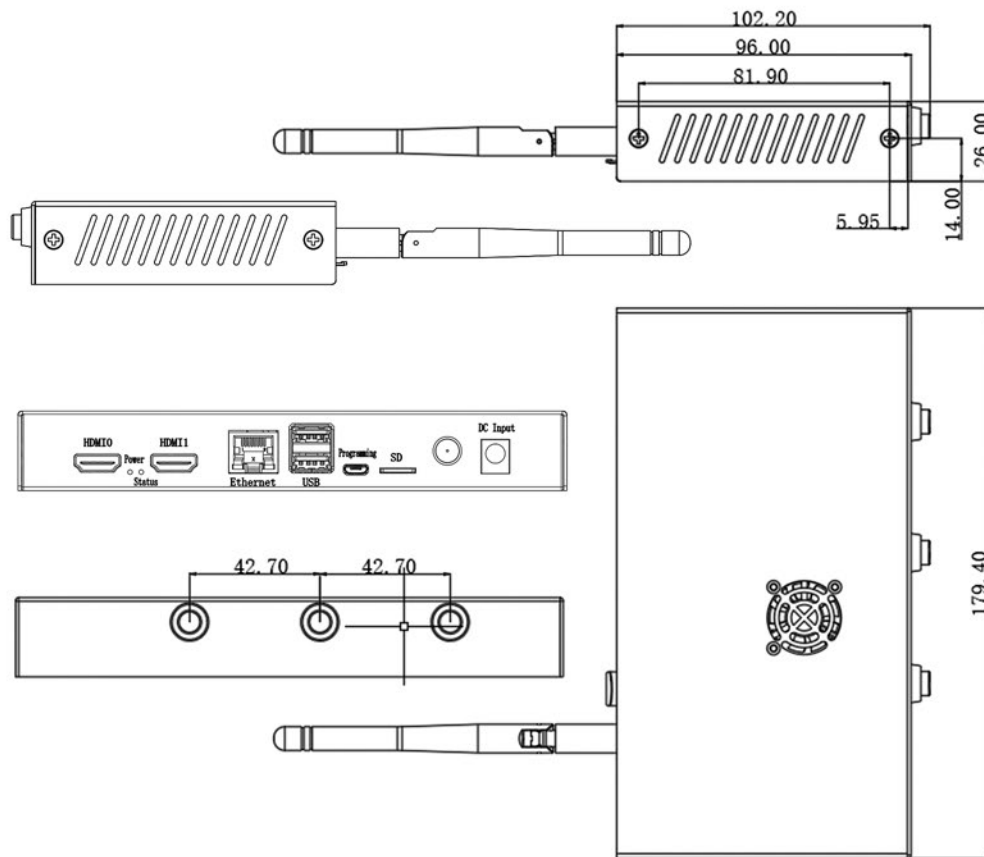
CM4 IO Case is a kit which specially designed for Raspberry Pi Compute Module 4 IO Board. It can turn Compute Module 4 & IO Board into a commercial industrial computer for the end applications.



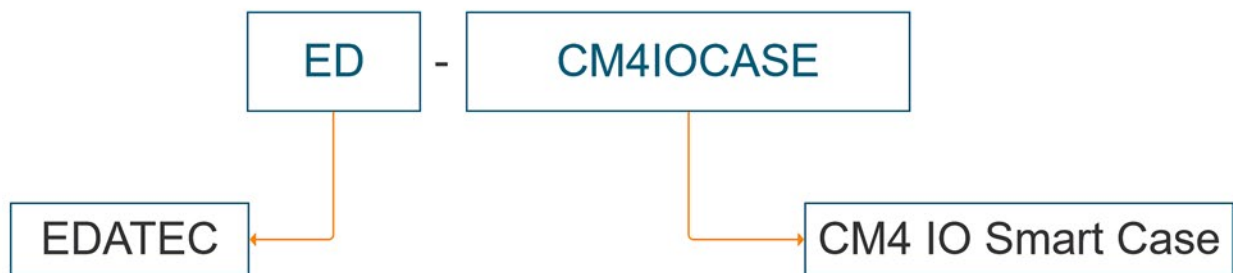
## Specifications

Item	Feature
<b>One-Click Switch</b>	One-click switch is to control the system power on and shut off by GPIO3 on 40pin connector & the software running on Compute Module 4.
<b>Hardware Protection</b>	The case perfectly fits the mechanicals of the Raspberry Pi Compute Module 4 IO Board, and all interfaces are led out of the enclosure. The metal case provides excellent shielding and protection for Compute Module 4 & IO Board.
<b>Fix Compute Module 4</b>	The four nuts at the bottom of the case can help to fix the Compute Module 4 on IO board & case reliably. There are four 1.5mm height black nylon washers to support Compute Module 4 on the four corners of PCB. This feature prevents PCB deformation and circuit damage when the Compute Module 4 is screwed on the IO board without something to support.
<b>Cooling Compute Module 4</b>	A 12V/60mA silent fan is installed directly over the Compute Module 4, which is isolated from the case by four silicone washers, these silicone washers greatly reduce the noise magnification by the case. The fan can reduce the CPU temperature by maximal 20°C and heat generated by the whole system is dissipated by the fan through the slots at the sides of the case.
<b>External Antenna</b>	Raspberry Pi's Official certified 2.4G/5.8GHz WiFi/Bluetooth Antenna installed on the case.
<b>Battery</b>	Offer Philips CR2032 Eco-friendly to enable RTC function.
<b>Dimension</b>	171.5(L) x 109.5(W) x 28.5(H) mm
<b>Weight</b>	450g

## Dimension Unit:mm




## Order Information



### Example

**Part#: ED-CM4IOCASE**

**Configuration:** CM4 IO Case with PWM fan & switch  
 1pcs Raspberry Pi certificated Antenna  
 1pcs Philips CR2032 Lithium Battery



**FAQ:**

**Q: Can I install CM4 Cooler into CM4 IO Smart Case?**

A: No, you can't. You don't need an additional heatsink for Compute Module 4 since the fan on CM4 IO Smart Case provides the excellent cooling performance already.

▲  
Internal structure after the Compute Module 4 & IO Board installed

## Contact Information

**If you have any technical problems, please contact:**

Support:support@edatec.cn

**Business related, such as Quotation, Product Customization, please contact:**

Sales:sales@edatec.cn

Web:www.edatec.cn

Tel / Mobile / Fax:+86-18621560183

